

DRYLOK® Latex Concrete Floor Paint

MANUFACTURER

UNITED GILSONITE LABORATORIES


MAILING: P.O. Box 70, Scranton, Pennsylvania, 18501

SHIPPING: 1396 Jefferson Avenue, Dunmore, Pennsylvania, 18509

TOLL FREE: 1-800-UGL-LABS (845-5227)

PHONE: 1-570-344-1202 • FAX: 1-570-969-7634

www.ugl.com



PRODUCT DESCRIPTION

DRYLOK Concrete Floor Paint is specially formulated to protect and decorate masonry floors in homes and industry, both indoors and outdoors. DRYLOK Concrete Floor Paint is a scientifically formulated "treatment" for masonry floors. It outperforms ordinary floor paint under traffic, washings, weather, acids and alkalis.

- Use on new or previously painted surfaces
- Non-flammable
- Resists hot tire pick-up
- No primer needed
- Complies with all current VOC requirements
- White is tintable

BASIC USES

Formulated to protect and beautify interior and exterior concrete floors, garage floors, basement floors, shop floors, walkways, and patios.

TECHNICAL DATA

COMPOSITION:

Latex

SHEEN:

Flat

% WEIGHT SOLIDS:

- 212 White: 49 ± 0.5%
- 213 Gull: 48.5 ± 0.5%
- 214 Dover Gray: 49 ± 0.5%
- 226 Soft Gray: 45.0 ± 0.5%
- 215 Persian Red: 46.6 ± 0.5%
- 216 Bamboo Beige: 48.6 ± 0.5%
- 227 Sandstone: 49.6 ± 0.5%
- 229 Terra Cotta: 47.4 ± 0.5%
- 233 Georgetown Gray: 44.2 ± 0.5%
- 217 Dark Tint Base: 41.6 ± 0.5%

50g/L VOC

234 White\*: 47.2 ± 0.5%

- 296 Gull\*: 46.2 ± 0.5%
- 295 Dover Gray\*: 46.6 ± 0.5%
- 294 Soft Gray\*: 42.9 ± 0.5%
- 297 Sandstone\*: 47.9 ± 0.5%
- 298 Dark Tint Base\*: 44.9 ± 0.5%

% VOLUME SOLIDS:

- 212 White: 35.5 ± 0.5%
- 213 Gull: 35.5 ± 0.5%
- 214 Dover Gray: 36.0 ± 0.5%
- 226 Soft Gray: 34.5 ± 0.5%
- 215 Persian Red: 35 ± 0.5%
- 216 Bamboo Beige: 35.9 ± 0.5%
- 227 Sandstone: 36.1 ± 0.5%
- 229 Terra Cotta: 35.1 ± 0.5%
- 233 Georgetown Gray: 33.7 ± 0.5%
- 217 Dark Tint Base: 33.5 ± 0.5%

50g/L VOC:

- 234 White\*: 33.7 ± 0.5%
- 296 Gull\*: 33.3 ± 0.5%
- 295 Dover Gray\*: 33.4 ± 0.5%
- 294 Soft Gray\*: 32.1 ± 0.5%
- 297 Sandstone\*: 34.0 ± 0.5%
- 298 Dark Tint Base\*: 33.8 ± 0.5%

DENSITY (LBS./US GAL.):

- 212 White: 10.4 ± 0.2
- 213 Gull: 10.4
- 214 Dover Gray: 10.40
- 226 Soft Gray: 9.89
- 215 Persian Red: 10.10
- 216 Bamboo Beige: 10.37
- 227 Sandstone: 10.54
- 229 Terra Cotta: 10.25
- 233 Georgetown Gray: 9.90
- 217 Dark Tint Base: 9.45

50g/L VOC:

- 234 White\*: 10.44
- 296 Gull\*: 10.31
- 295 Dover Gray\*: 10.37
- 294 Soft Gray\*: 9.9
- 297 Sandstone\*: 10.54
- 298 Dark Tint Base\*: 10.00

VISCOSITY:

71-77 Ku

pH:

8.5-9.5

COLORS:

- White – ready mixed formula
- 8 ready mixed colors
- Available in Dark Tint Base for custom coloring

DRY TIME:

- To touch: 30 minutes-1 hour
- To recoat: 4 hours
- Light use: 4 hours
- Heavy use: 24 hours
- Vehicular traffic: 5 days

**Note:** Maximum cure and dry time will be prolonged when slightly humid and/or damp, cool conditions prevail.

CLEAN UP:

Soap and water

Dispose of contaminated absorbent, container and unused contents in accordance with local, state and federal regulations.

COVERAGE (SQ. FT./US GAL.):

- 500-600 sq. ft./gal.

**Note:** Actual coverage will vary depending upon application method, surface texture and porosity.

RECOMMENDED FILM THICKNESS/COAT:

- 4 wet mils/coat

FLASH POINT:

N/A

SHELF LIFE:

5 Years

FREEZE/THAW:



DRY TIME:

2 Hours  
Recoat 4 Hours



CLEAN-UP:

Soap and Water



COVERAGE:

2 Coats Maximum



SPREAD RATE:

500-600 Sq. Ft./Gallon

100 VOC - Stable  
50 VOC - Keep from freezing

#### CONTAINER SIZES:

One gallon (US)

#### VOC

Does not exceed 100 g/L  
Low VOC DRYLOK Concrete Floor Paint-  
Does not exceed 50 g/L

#### TINTING

Additional shades may be obtained by intermixing DRYLOK Concrete Floor Paint colors or by using Universal tinting colors. Do not use more than 4 fl. oz. of colorant per gallon in DRYLOK Concrete Floor Paint Ready Mix Colors or 12 fl. oz. per gallon in the Dark Tint Base.

NOTE: When tinting more than one container of DRYLOK Floor Paint, mix containers together to assure color uniformity.

#### SURFACE PREPARATION

The success of your project is dependent upon the degree of surface preparation provided. Surface must be clean and free from dirt, dust, grease, oil, soap, wax, concrete curing membranes and the oily film left by sweeping compounds. Stains on the surface should be removed using UGL DRYLOK Concrete Cleaner & Degreaser or a heavy duty detergent until the surface is clean. Rinse thoroughly with clean water and allow to dry completely. If using a pressure washer, do not use on a pressure setting above 1750 psi to avoid damaging the concrete. Remember concrete acts like a "stone sponge." Pressure washing and cleaning in general may trap residual moisture in the concrete.

To check for trapped moisture, tape a 12" x 12" piece of 3 mil plastic or aluminum foil tightly on all four edges to the surface. Remove it after 24 hours. If the floor side of the plastic or foil is damp allow additional drying and then repeat the test. A dehumidifier or fan may help to eliminate residual trapped moisture.

The concrete to be painted should have a slight texture, such as the look and feel of 150 grit sandpaper or a broom finish. A clean, thoroughly dry, broom finished surface is ready to paint. Highly troweled or extremely smooth concrete must be acid etched (see below) or mechanically abraded for proper Concrete Floor Paint adhesion.

**Interior Concrete, Previously Painted Surfaces or Wood:** Surfaces must be thoroughly clean. Remove loose or flaking paint by wire brushing or scraping. Glossy previously painted surfaces must be dulled

with sandpaper. For highly troweled or extremely smooth bare concrete, refer to "ACID ETCHING INSTRUCTIONS".

**Acid Etching:** Acid etching will dissolve certain minerals in the top layer of concrete, creating a more porous surface for improved penetration. To etch concrete, predampen the entire surface then use DRYLOK Liquid Etch according to label directions until the surface has the look and feel of 150-grit sandpaper. The acid etching process may be repeated until the desired texture is achieved.

Test concrete porosity by sprinkling a few drops of water onto the surface in several areas. If the water is readily absorbed, you are ready to paint. If it beads or lays on the surface additional cleaning and etching is needed. Rinse thoroughly with clean water and allow to dry for 24 hours.

NOTE: Rinse etching solutions thoroughly. Etching solution allowed to dry on the masonry surface will prevent proper penetration and curing of the DRYLOK Concrete Floor Paint. Surface must be thoroughly dry. Do not apply to damp surfaces. For exterior surfaces, do not apply if rain is expected within 24 hours. Wait for a dry, rain-free period.

All residual acid must be removed from the surface, rinse thoroughly and allow to dry, (see "Check for Trapped Moisture" above) prior to application of the DRYLOK Concrete Floor Paint.

On areas that have had efflorescence (salt-like deposit) problems or exposure to excess levels of salt compounds, it is recommended that DRYLOK Concrete Protector, be applied according to label directions prior to application of the DRYLOK Concrete Floor Paint.

**Garage Floors and Exterior Concrete Surfaces:** Surface must be thoroughly clean and all previous coatings must be removed. Apply to bare concrete. Freshly poured concrete and new concrete must cure 30 days prior to painting. For surfaces subject to HEAVY use, highly troweled or extremely smooth concrete, refer to "ACID ETCHING INSTRUCTIONS". Stir thoroughly before and during application. Air and surface temperatures must be above 50°F during application and remain there for 4 hours after application for proper film formation to occur. Thin the first coat with one pint of water per gallon of paint and apply by brush (a good quality nylon/polyester blend) to ensure good adhesion. Allow to dry 4 hours. Apply a second coat full strength by brush or 1/4" nap roller.

#### WARNING

If you scrape, sand, or remove old paint, you may release lead dust. LEAD IS TOXIC. EXPOSURE TO LEAD DUST CAN CAUSE SERIOUS ILLNESS, SUCH AS BRAIN DAMAGE, ESPECIALLY IN CHILDREN. PREGNANT WOMEN SHOULD ALSO AVOID EXPOSURE. Wear a NIOSH-approved respirator to control lead exposure. Clean up carefully with a HEPA vacuum and a wet mop. Before you start, find out how to protect yourself and your family by contacting the National Lead Information Hotline at 1-800-424-LEAD or log on to [www.epa.gov/lead](http://www.epa.gov/lead).

#### APPLICATION

Stir thoroughly before and during application. Air and surface temperatures must be above 50°F during application and remain there for 4 hours after application for proper film formation to occur.

#### Interior Concrete, Previously Painted Surfaces or Wood:

Apply first coat by brush (a good quality nylon/polyester blend) or 1/4" nap roller. For unpainted surfaces, first coat should be thinned with one pint of water. For previously painted surfaces in good condition, apply full strength. Allow 4 hours drying time and apply a second coat.

**Garage Floors and Exterior Concrete Surfaces:** Thin the first coat with one pint of water per gallon of paint and apply by brush (a good quality nylon/polyester blend) to ensure good adhesion. Allow to dry 4 hours. Apply a second coat full strength by brush or 1/4" nap roller.

#### IMPORTANT

Floors that are subjected to hydrostatic pressure (water seeping from underneath the floor) or are continually damp cannot be satisfactorily painted with any paint or coating. Moisture on basement floor caused by water seeping through masonry walls or through floor-wall joints or cracks must first be eliminated. Use DRYLOK Fast Plug, a quick setting hydraulic cement, to fill floor-wall joints or cracks, and DRYLOK Masonry Waterproofer to seal masonry walls. In addition, outside work may be required to eliminate water infiltration.

#### CAUTION

Avoid prolonged contact with skin or breathing of spray mist.

Close container after each use.  
KEEP OUT OF REACH OF CHILDREN.  
DO NOT TAKE INTERNALLY.  
KEEP FROM FREEZING.

**FIRST AID**

**EYES:** Flush immediately with large amounts of water for at least 15 minutes. Consult a physician if irritation persists.

**SKIN:** Wash affected areas with soap and water. Consult a physician if irritation persists.

**INGESTION:** Give 1 or 2 glasses of water. If individual is drowsy or unconscious do not give anything by mouth. Consult a physician, medical facility or poison control center for advise about whether to induce vomiting.

**INHALATION:** Remove to fresh air.

For additional health and safety information please refer to the "Materials Safety Data Sheet".

**SPECIFICATION**

N/A













Latex Concrete Floor Paint  
Ready Mixed Colors

1 GAL. 2/Case .....21213  
1 GAL. 2/Case .....23414

50g/L VOC\*

\* Only available from NV warehouse

									
<b>White</b>	<b>Gull</b>	<b>Dover Gray</b>	<b>Soft Gray</b>	<b>Sandstone</b>	<b>Persian Red</b>	<b>Bamboo Beige</b>	<b>Terra Cotta</b>	<b>Georgetown Gray</b>	<b>Dark Tint Base</b>
	21313	21413	22613	22713	21513	21613	22913	23313	21713
	29613	29513	29413	29713	29813	n/a	n/a	n/a	n/a

**DISCLAIMER:** This information is furnished without warranty, representation, inducement or license of any kind, except that it is accurate to the best of UGL's knowledge, or obtained from sources believed by UGL to be accurate, and UGL does not assume any legal responsibility for use or reliance upon same. Before using any product, read the label.